

Spring Valley Hounds October 2018 Newsletter

Hunt Hotline (973) 300-7742

springvalleyhounds@hotmail.com

August Events

September 3 – Labor Day Hunt
September 16 – Pony Club Hunt
September 23 – Gibb's Quest/Landowner's Picnic
September 30 9:00am – Hunter Pace- New Vernon



Upcoming Events

October 7 10:00am – Opening Day – Gibb's Quest Farm
October 14 10:00am – Waterwheel
October 21 10:00am – Clark's
October 28 9:00am- Hunter Pace- Allamuchy
November 4 10:00am- Halloween Hunt – Theme will be cops & robbers
November 11 10:00am – Veteran's Day Hunt- Valley Green Farm
November 22 10:00am – Thanksgiving Hunt – Gibb's Quest

Featured Hound

Pancho

Pancho was entered in 2011. He came from a litter of 13! All but two from his litter remain with us today: Painter, Pirate, Pluto, POCO, Poet, Poppy, Posey, and Prudence.



Photo Credit: CharlesFraser

Fun fact: Retired SVH Exodus and the "P" litter have the same grandfather, Essex Inmate.

Roster Ad's are due on November 4th!



Thank you to this month's featured sponsors!



Atlantic Health System

Morristown Medical Center

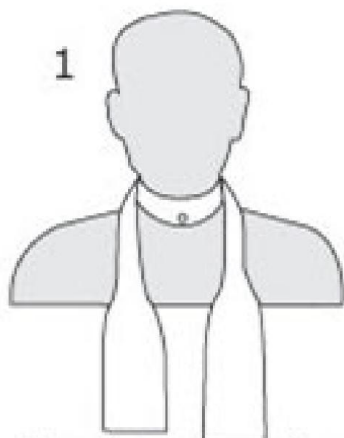
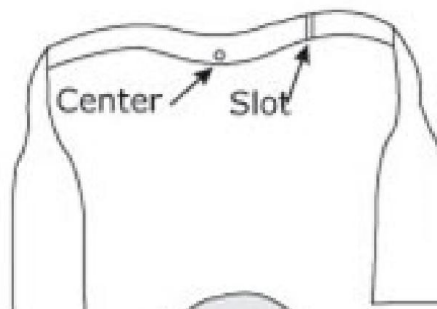
mount freedom printing

Spring Valley Hounds October 2018 Newsletter

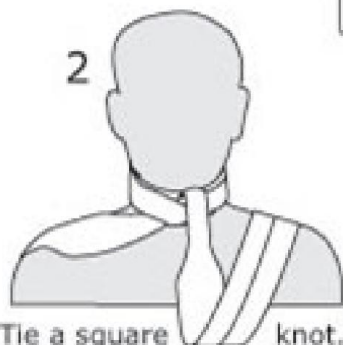
Hunt Hotline (973) 300-7742

springvalleyhounds@hotmail.com

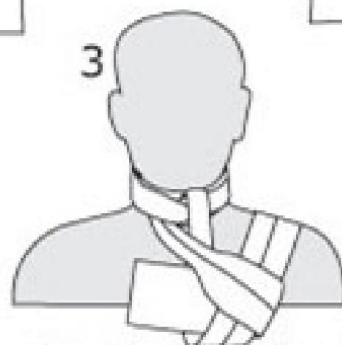
How to tie a Hunting Stock



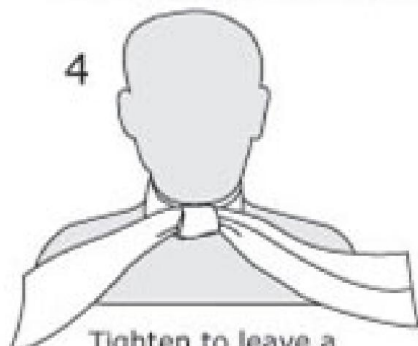
1
Place the tie round the neck with the long end passing through the slot. Secure it to the shirt by the front button.



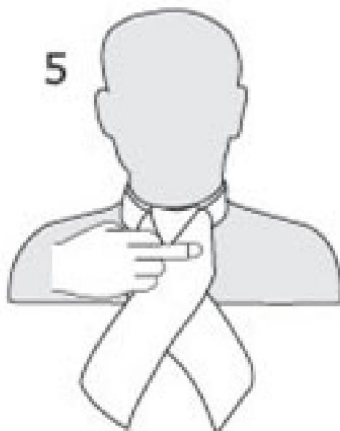
2
Tie a square knot. Take the left end & place it over the shoulder.



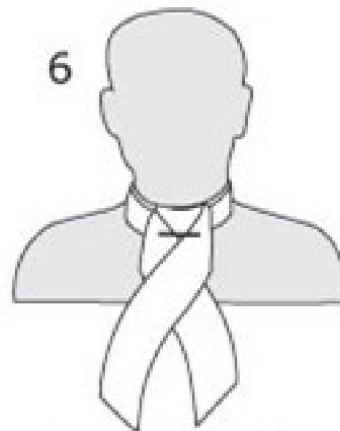
3
Take the right end and pass it through the fold.



4
Tighten to leave a smooth looking knot.



5
Cross the ends as illustrated and hold with the second finger of the right hand.



6
Secure at this Point with a plain tiepin. This must lie straight after having secured both ends into the knot.

Let us all remember how to tie a hunting stock!
Photo Credit: Burtonhunt.co.uk